


February 1st - March 1st 2015

The 5th edition of the Stipglas Winter Classes will run from February 1st through March 1st, 2015. That means four weeks of workshops in a variety of glass techniques taught by an international faculty.



Traditionally - made hollow bead

Sunday, February 1, 2015


taught by JanHein van Stiphout (NL)

level: from 1 (lampworking)

Cost: 100,- EUR; 215,- EUR (Su Februari 1 and Su March 1).

This workshop focuses on making hollow beads using the traditional method of building up from two discs. Hollow beads are significantly lighter than solid glass beads and as a result often preferable for using in necklaces and earrings.

As an artist, JanHein van Stiphout works with multiple glass techniques. For more information on his work see: www.janheinvanstiphout.com.



Glass fusing Plus

Friday through Sunday, February 6-8, 2015

taught by JanHein van Stiphout (NL)


level: from 1 and higher (kilntechnique)

Cost: 315,- EUR

This 3-day workshop is especially intended to give glass fusers more freedom in their work - this by way of opening the door to a much broader array of design possibilities. An important part of this is learning how to make your own glass and how to process it. Also covered will be the successful use of confetti, paper-thin pieces of glass also known as shards.

Between tasks, it's also possible to make stringers that can be taken home for use in future projects. We pull stringers using a special kiln, an excellent way to use leftover glass.

Participants should already have basic skills in glass fusing. This is a professional workshop where the goal is to teach skills rather than to produce products. Hands-on exercises are supplemented by theory as needed.



Long - leggedy beasties and other creatures crawling in the night

Saturday and Sunday, February 7-8, 2015

taught by Jörg Hanowski (G)

Level: 2 and higher


level: from 0 (lampworking)

Cost: 220,- EUR

Besides the successful training on working with borosilicate glass (see Workshops - Working with Borosilicate Glass), we're offering a 2-day workshop with Jörg Hanowski during this Winter Classes where he works with the theme "longleggedy beasties and other creatures crawling in the night". Beginners get acquainted with borosilicate glass with this theme as the backdrop.

They'll also be exposed to blowing borosilicate glass tubes. Maybe the result is a bit less longleggedy - but certainly not less extraordinary! Students more experienced in working with borosilicate glass will be challenged to learn and apply new techniques (appropriate to their experience level) in making their ghoulies and ghosties. Because of the individual guidance given, this workshop is appropriate for all levels from beginner through to advanced. Class size is limited to 8 students. We'll work on the oxygen torches that are connected to an oxygen tank.


Jörg Hanowski (G) started his career as a scientific glassblower and worked as a free artist ever since 1984. He exhibited in museums and galleries in Germany and the Netherlands and was the winner of several glass prizes.
More info at: www.studio-glas.com.



Special lead applications
Saturday, February 14, 2015
taught by **JanHein van Stiphout (NL)**

level: 2 and higher
Cost: 75,- EUR; Sa and Su, February 14 + 15, 135,- EUR

For ages people are making beautiful leaded glass windows. Even nowadays it's an often used techniques. In this class JanHein van Stiphout will teach some ways of using lead that aren't that common. For example the use of a special shaped lead to make 3-dimentional objects.



Special leaded glass techniques
Sunday, February 15, 2015
taught by **JanHein van Stiphout (NL)**

level: 2 and higher
Cost: 75,- EUR; Sa and Su, February 14 + 15, 135,- EUR

Within this 2nd class in the leaded glass technique JanHein will teach how to use f.e. bevels and jewels. JanHein is a teacher in several glass techniques for 30 years now so there will be a possibility for trouble shooting within the leaded glass technique both days.



Engraving - glass objects and flashed glass
Thursday through Sunday, February 19-22, 2015
taught by **Wilhelm Vernim (G)**

level: from 0
Cost: 575,- EUR

Wilhelm Vernim focuses specifically on the handcraft possibilities of engraving using an engraving machine. Students will be guided through various design possibilities such as deep line engraving or even bas relief. Discovery of a personal handwriting will also be covered. Although we'll work with existing glass objects during the workshop, this technique is certainly applicable to self-made pieces. Both diamond wheels and stone disks will be used during the workshop. Polishing will likewise be covered. Practical exercises will be supplemented by some theory to ensure students get a great deal of insight into the possibilities this technique offers.

The workshop is limited to 6 students; each one will have access to their own engraving machine.
The workshop is appropriate not only for beginners who want to give engraving a try but also for experienced students who want to expand their knowledge of engraving.

It's with great pride that we've been able to include the renowned German engraver Wilhelm Vernim in our Stipglas faculty. You'll find that Wilhelm is an outstanding professional who at the same time is an especially enjoyable and excellent teacher. He was trained at the Glasfachscheule in Zwiesel (Germany) and has worked with Jack Ink, Tom Büchner and Jiri Harcuba, among others.
Between 2003 and 2013 he worked at the glass schools in Rheinbach and Hadamar (Germany). Wilhelm also speaks English.



Pâte de verre

Saturday and Sunday, February 21-22, 2015
taught by **JanHein van Stiphout (NL)**

level: from 0
Cost: 235,- EUR

Glass casting is the collective name for various processing techniques whereby glass is shaped in a mold giving a 3-D result. Pâte de Verre is one such technique which, in turn, can result in a multitude of different effects. Characteristic of Pâte de Verre is the use of glass powders and granules (frit). During this workshop, students will learn two Pâte de Verre techniques allowing different design possibilities to be achieved.



The blown hollow bead

Sunday, March 1, 2015
taught by **JanHein van Stiphout (NL)**

level: from 1 (lampworking)
Cost: 135,- EUR (including free blowing mandrel); 215,- EUR (Su Februari 1 and Su March 1).

With the use of a blowing mandrel, a hollow bead can be made even bigger and lighter than with the traditional method by "blowing out" the bead. Learning how to distribute the glass properly is critical. The ability to make hollow beads is a prerequisite for participation in this workshop. Otherwise registration for the February 8th workshop is required.

Prices and discount

Information about prices and discounts

All prices include the use of appropriate equipment such as torches, ovens and tools, a basic amount of glass and materials, annealing costs, lunch and taxes. Special glass is not included.
Of course, during the Winter Classes we're once again offering a special discount for individuals who sign up for multiple workshops. You receive a 10% discount on your 2nd workshop and a 20% discount on your 3rd and further workshops. The most expensive workshop is considered as the first workshop.